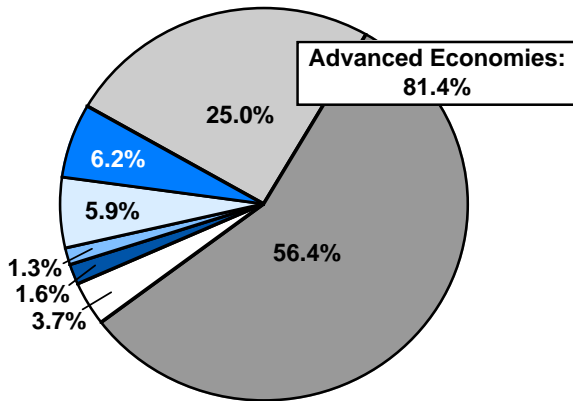


# World Economies - Share and Growth

## Gross Domestic Product in U.S. Dollars

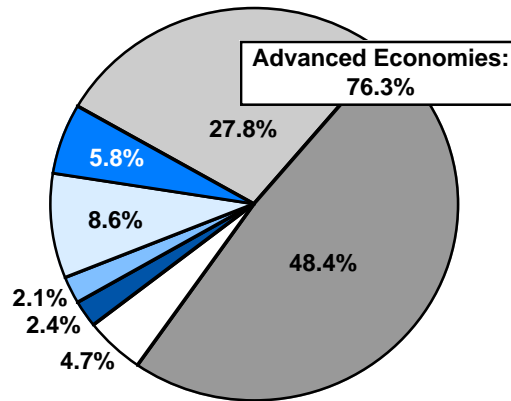
**1995**

Percent of World



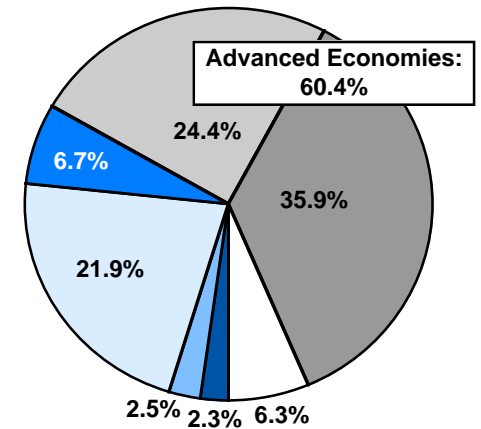
**2005**

Percent of World



**2015**

Percent of World



**1995 - 2005**

**10 Year (Compound Annual Growth Rate)**

<b>World</b>	<b>4.36%</b>
<b>Advanced Economies</b>	<b>3.69%</b>
United States	5.50%
Advanced Economies ex U.S.	2.79%
<b>Emerging and Developing Economies</b>	<b>6.91%</b>
Africa and Middle East*	7.06%
Emerging and Developing Europe	8.67%
Commonwealth of Independent States	9.73%
Emerging and Developing Asia	8.52%
Latin America and the Caribbean	3.63%

**2005 - 2015**

**10 Year (Compound Annual Growth Rate)**

<b>World</b>	<b>4.57%</b>
<b>Advanced Economies</b>	<b>2.15%</b>
United States	3.22%
Advanced Economies ex U.S.	1.48%
<b>Emerging and Developing Economies</b>	<b>10.08%</b>
Africa and Middle East*	7.62%
Emerging and Developing Europe	4.01%
Commonwealth of Independent States	6.03%
Emerging and Developing Asia	14.74%
Latin America and the Caribbean	6.14%

**1995 - 2015**

**20 Year (Compound Annual Growth Rate)**

<b>World</b>	<b>4.47%</b>
<b>Advanced Economies</b>	<b>2.92%</b>
United States	4.35%
Advanced Economies ex U.S.	2.14%
<b>Emerging and Developing Economies</b>	<b>8.48%</b>
Africa and Middle East*	7.34%
Emerging and Developing Europe	6.32%
Commonwealth of Independent States	7.86%
Emerging and Developing Asia	11.59%
Latin America and the Caribbean	4.88%

**Legend**

<b>Advanced Economies</b>	
United States	
Advanced Economies ex U.S.	
<b>Emerging and Developing Economies</b>	
Africa and Middle East*	
Emerging and Developing Europe	
Commonwealth of Independent States	
Emerging and Developing Asia	
Latin America and the Caribbean	

Data: Year-end Gross Domestic Product, current prices, in U.S. Dollars; 2015 data are estimates.

China's shares of Gross Domestic Product for 1995, 2005 and 2015 are 2.4%, 4.8% and 15.5%, respectively. \*Includes Afghanistan and Pakistan • Due to rounding, share numbers may not equal 100%.

Sources: International Monetary Fund; Copyright © 2016 Crandall, Pierce & Company • All rights reserved.

The information presented herein was compiled from sources believed to be reliable. It is intended for illustrative purposes only, and is furnished without responsibility for completeness or accuracy. Past performance does not guarantee future results.

This illustration is subject to the terms & conditions at [www.crandallpierce.com/usage.pdf](http://www.crandallpierce.com/usage.pdf). Under no circumstances may this illustration be copied, reproduced or redistributed in whole or in part including the data contained herein, without prior written permission.